

Welcome to the Xavier Aptitude Test (XAT) 2025

EXAM – SPECIFIC INSTRUCTIONS

About the XAT 2025 Question Paper

1. The computer-based exam will be conducted exclusively in English.
2. Each multiple-choice question (MCQ) will feature five options, with one correct choice.
3. The question paper comprises a total of **95 questions**.
4. The question paper is divided into two time-bound parts:

A. Part 1 (170 minutes)

- a) Quantitative Aptitude & Data Interpretation (28 questions)
- b) Decision Making (21 questions)
- c) Verbal Ability & Logical Reasoning (26 questions)

Note: An on-screen calculator will be accessible in the top-right corner of the Quantitative Aptitude and Data Interpretation (QA & DI) section.

B. Part 2 (10 minutes)

- a) General Knowledge (20 questions)
5. Marks awarded for every correct answer: +1 mark.
 6. Negative marks awarded for every incorrect answer: - 0.25 marks.
 7. Negative marks awarded for **every** unattempted question after 8 **unattempted** questions: - 0.10 marks.
 8. Negative marking does not apply to General Knowledge questions.
 9. PwD (Persons with Disabilities) candidates will receive an additional 20 minutes per hour.
 10. The countdown timer located at the upper-right corner of the screen is designed to provide you with the remaining time for the specific part you are currently attempting—be it Part 1 or Part 2 of the examination. This feature ensures that you are always aware of the time remaining for the particular section you are engaged with, enhancing your overall test-taking experience and efficiency.
 11. Once the timer reaches zero at the end of 170 minutes, Part 1 will automatically lock. Subsequently, you will seamlessly transition to Part 2 which includes the General Knowledge questions. It's essential to note that leaving the test lab before completing the entire examination is not permitted.
 12. PwD candidates have the flexibility to submit their answers between 170 and approximately 226.67 minutes for Part 1 and 10 minutes and 13.33 minutes for Part 2. Therefore, PwD candidates may exit the lab between 180 and 240 minutes, depending on test completion.

Important Instructions






13. Please ensure that you carry only your Admit Card and original Photo ID proof. Prohibited items are not allowed.
14. All Exam Labs are equipped with video surveillance to closely monitor all activities. We strongly advise against any unfair practices, as engaging in such activities will result in the cancellation of your candidature. As mentioned earlier, for each correct answer, you will receive 1 mark, while each incorrect answer will result in a deduction of - 0.25 marks. Additionally, every **unattempted** question following the first eight **unattempted** questions will incur a penalty of - 0.10 marks.
15. Your biometric details will be captured at your test center on the day of the exam, January 5, 2025.

Note: To get your answers **SAVED**, you **MUST** click on the **Save & Next** button.





General Instructions

Read the following instructions carefully

1. Total duration of the examination is 3.00 hours (**180** minutes).
2. Do not leave the lab before the completion of the exam time, i.e., the stipulated 3.00 hours (180 minutes) as this may lead to the cancellation of your candidature. In case of any medical emergency, please contact the invigilator for any required support.
3. The Question Palette displayed on the right-hand side of the screen will show the status of each question using one of the following symbols:

| Sl No | Question with colour/status | Meaning |
|-------|---|---|
| A |  | Question not yet visited |
| B |  | Question visited, but not attempted |
| C |  | Question attempted and to be considered for evaluation |
| D |  | Question only marked for review but not to be considered for evaluation |
| E* |  | Question attempted and marked for review; and to be considered for evaluation |

***If a question is answered and flagged as 'Marked for Review' (Serial No. E) at the end of the test for that section, then the answer will be considered for evaluation.**

4. Click on  which appears to the left side of Question Palette to maximize the Question Area. To view the Question Palette again, click on  which appears to the right side of Question Area.
5. Click on  to navigate to the bottom and Click on  to navigate to the top of the Question Area without scrolling.
6. Avoid touching the wires and cables as it could lead to the computer shutting down.
7. In case you face any technical issue during the exam, contact the invigilator.
8. Please make sure to sign the attendance sheet. Not signing the attendance sheet will lead to cancellation of your candidature.

Navigating to a question:

9. Click on the question number in the Question Palette to go to that particular question directly.
10. You can view all the questions by clicking on the **Question Paper** button that appears at the top right-hand side of the screen.

Answering a question:



11. Procedure for answering a multiple-choice -question (MCQ):

- a) To select an answer, click on the radio button of the corresponding option.
- b) To deselect the chosen answer, click once again on the radio button of the chosen option or click on the **Clear Response** button.
- c) To change a chosen answer, click on the radio button of the newly identified option.

Saving the answer:

- 12. To save the answer, you MUST click on the **Save & Next** button. To mark the answer for review, click on the **Mark for Review & Next** button.
- 13. After the elapse of time given for the examination (180 minutes), all the answers (including those “Answered and Marked for Review”) will be automatically submitted.

Navigating through sections:

- 14. Sections in this question paper are displayed above the Question Area. Questions in a section can be viewed by clicking on the section name. The section you are currently viewing is highlighted.
- 15. After clicking the **Save & Next** button on the last question of any section, you will automatically be taken to the first question of the next section.
- 16. You can shuffle between sections and questions of part 1 anytime during the examination.
- 17. PWD candidates who have opted or been given **zoom** feature will find two magnifying glass icons at the top of their screen. They can click  on icon to zoom in and click  on icon to zoom out of any question.

Information regarding prohibited/permitted items and other important instructions to be followed at the venue

1. The following are the permitted and prohibited items inside the test lab:

| Items | Allowed/Not Allowed |
|--------------------------------|---------------------|
| Mobile Phones | Not Allowed |
| Electronic / Bluetooth Devices | Not Allowed |
| Books / Papers | Not Allowed |
| Calculators | Not Allowed |
| Transparent Water Bottle | Allowed |
| Pen / Pencil | Allowed |
| Mask | Not Allowed |
| Shoes | Allowed |
| Belt | Allowed |
| Wallet | Allowed |
| Coins / Cash / ATM Cards | Allowed |
| Ornaments | Not Allowed |
| Metallic Items | Not Allowed |
| Religious Items | Allowed |
| Normal Keys | Allowed |
| Electronic Keys | Not Allowed |
| Analog Watches | Not Allowed |
| Digital / Smart Watches | Not Allowed |

2. Candidates should bring the admit card along with any one of the following valid photo ID proof. (Aadhaar Card/Voter ID Card/PAN Card/Valid college ID Card/Passport/Driving License/Employee ID Card).

3. In case of any discrepancy in the photograph, the candidate should bring one recent passport-size photograph.

4. The admit card with original ID card as mentioned in point no.2 is valid only on the exam date and time.
5. Request for change of test center will not be considered.
6. Candidates will not be allowed to enter the test center after the gate closure time (01:50 PM).
7. Your candidature for the entrance examination is "PURELY PROVISIONAL". In case, it is found that the candidate does not fulfill the eligibility criteria, candidature of such candidate is liable to be rejected at a later stage.
8. Possession and use of electronic devices/jewellery/jackets/calculators/watch or items containing metal are strictly prohibited inside the test center premises. Simple dressing with plain cardigans/sweaters are recommended.
9. At test center entry you have to undergo a mandatory frisking activity, objectionable item (if any) is identified, you would be requested to leave it behind before entering the test center. Candidates showing non-cooperation may get barred from appearing for the test.
10. Candidates will be allowed to login to their respective system 10 minutes prior to the exam commencement. The candidate can go through the instructions during this duration.
11. Guardians/relatives/friends accompanying the candidates are not allowed inside the test center.
12. You are required to carry your pen/pencil; however, sheets will be provided to you for any rough work.
13. Please submit the admit card, and rough sheets to the invigilator after the exam.
14. The decision of venue officials will be final.
15. Kindly note, you must go to your allocated test centre **ONLY** for taking XAT 2025.